

Care Plan Template Examples

Care Plan Templates can be applied to a diagnosis. Your Care Plan Template Library will be found on the Plan screen within the Assessment and Plan Workflow step of each Encounter.

Once Care Plan Items and Care Plan Templates are determined, Ali and Leah will assist with adding these to your RevolutionEHR environment.

Below are some examples of Care Plan Templates. To the right of each Care Plan Template, there is a green + button. Utilize this button to assign what diagnosis your Care Plan Template will be attached to.

Care Plan Library

Care Plan Templates

Care Plan Items

Filter by Description

Name	
Diabetes Mellitus	+
Dry Eye	
Eyeglasses & Contacts - 1 Year	
Eyeglasses - 1 Year	
No Vision Correction	+
Reflexes	+









All

E11.9 - Type 2 diabetes mellitus without co...

H04.123 - Dry eye syndrome of bilateral la...

H52.13 - Myopia, bilateral

After you assign your Care Plan Template to the appropriate diagnosis, it will display your Care Plan Items, making the Plan portion of the Encounter quick and efficient for documentation purposes.

E11.9 - Type 2 diabetes mellitus without complications				
View CPI History		+ Add		
Type	Start	Stop	Description	
General	06/14/2024		Discussed the importance of good glucose control, routine visits with P...	 
General	06/14/2024		Coordinate and send findings to PCP	 
Recall	06/14/2024		RTC 1 Year(s) for Comprehensive Encounter	 
General	06/14/2024		Monitor condition	 

If you need to add more information to your Plan, select the green + Add button and you will be able to freely type more information as needed.

Add Care Plan Item
✕

Code ICD-10 E11.9 - Type 2 diabetes mellitus without complications

Description *

Free type your care plan here!

Start Date * 06/14/2024

☐ Add to Library
☐ Checkout Task

✕ Cancel Save

We do NOT recommend selecting the check box 'Add to Library' as this will cause many duplicates of the same Care Plan Item. Once you're satisfied with the additional information, select Save and it will be added to the Plan portion of the diagnosis.